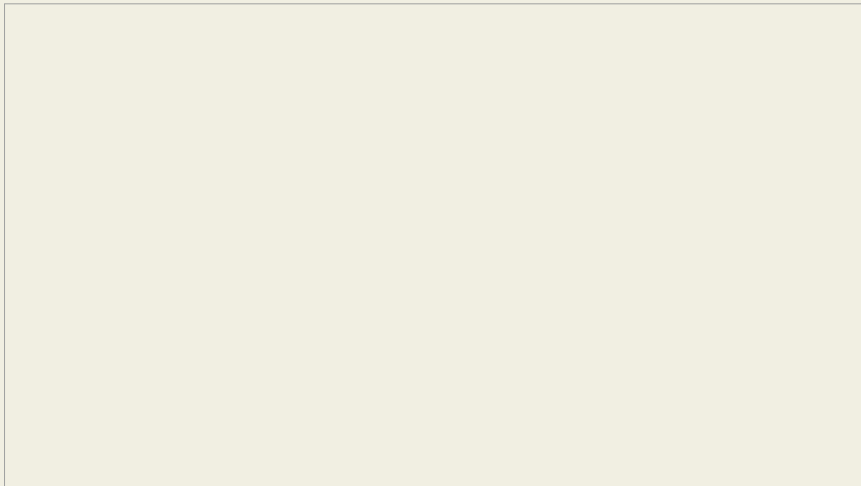
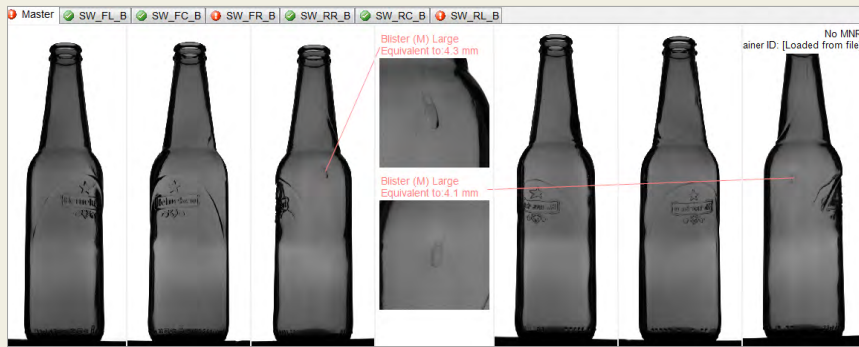



INPECT BC

	350mm
	160 mm
	160 mm
	1
	400


	stuck glass	>0.6 mm
Sidewall area inspection	blemish	
	blister	
	strong mold seam or wings	
	dirt	
	black particle	
	stone	
	visible crack	
	strong uneven glass	



	defect below sealing	
	defect in jar screw	
	defect in jar sealing surface	

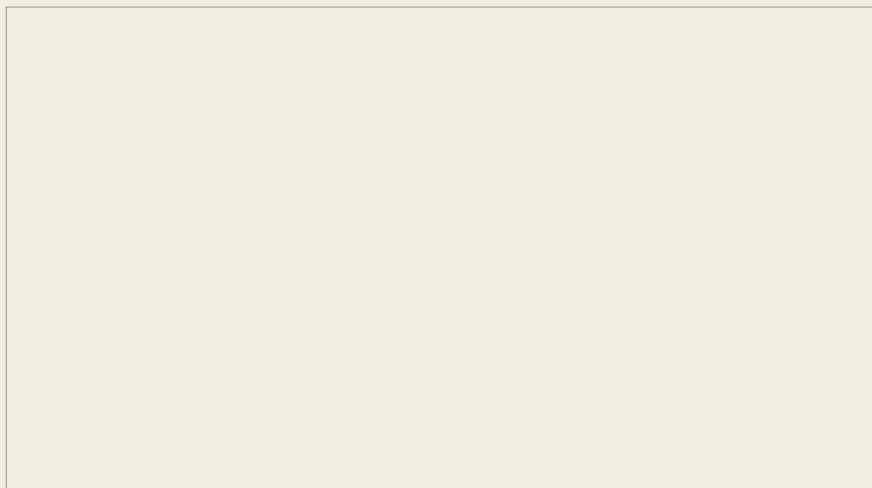


	strong uneven glass	
Low contrast sidewall detection	laps	
	wrinkles	
	glass	
	skin blisters	
	visible horizontal crack	



	stressed stone	>0.5mm
	Unmelt glass	>0.5mm
	stress defect	>0.5mm

	160mm	>1mm
	350mm	



	stone	>0.6mm
	impurity	
	stuck glass	
	bubbles	
	dirty spot	
	checks	
	defect in stiplings & engraving	
	wrinkles	

	stone with stress	>0.5mm
	impurity with stress	
	Unmelt glass with stress	
	stress defect	
	bad annealing stress	

--	--	--

	finish blisters	
	/ Overpress	
	line over	>0.1mm
	wire edge	>0.1mm

		99%
		99%



577

0533- 6166158

www.sanjinglass.com